

Warewashing ExtraSmall Single Skin Glasswasher and rinse aid dispenser, 30b/h


ITEM # _____

MODEL # _____

NAME # _____

SIS # _____

AIA # _____


402277 (ZXS)

 Glasswasher (extrasmall),
single skin and rinse aid
dispenser, 1 cycle, 30b/h

Short Form Specification

Item No.

Unit shall be Glasswasher type hot water rinsing using rack dimension of 400*400mm. Electrical characteristics to be 230 volts single phase 50Hz operation with one wash cycle of 120 seconds. Washing performance is ensured by a powerful wash pump, revolving washing spray arms from both bottom and top. Rinse temperature and pressure guaranteed by built in pressure boiler. Double skinned counter-balance door. Large door opening of 290mm for washing tall glasses. Single skinned cabinet. Pressed tank with round corners. 304 stainless steel construction to include door, frame, wash tank, wash arms and rinse arms. The unit is equipped with rinse aid dispenser and electric cable with Schuko plug.

Main Features

- Deep drawn pressed wash tank with fully rounded corners, sloped towards the drain to prevent dirt build up provides fast drainage in only a few minutes. Pressed wash tank with no welded points offer a guaranteed water tight solution.
- Maximum capacity of 30 racks per hour.
- Equipped with single phase electrical cable and Schuko plug for easy and fast installation.
- Easy service access to main components without moving the unit.
- Built-in rinse aid dispenser with automatic initial and continuous cycle loading for perfect result while minimizing service and maintenance needs.
- 120 seconds cycle.
- Built-in pressure boiler designed to raise incoming water to a guaranteed minimum temperature of 82°C for sanitizing rinse. No external boiler is required.
- Washing system endowed with rotating washing arms, high powered wash pump and large capacity wash tank for professional washing.
- Flexible rack support suitable to use rack dimension from 350x350mm up to 380x380mm.

Construction

- Completely closed on the back by a cover plate.
- Internal components (arms and filter) are easy extractable.
- Unit to feature rinse aid dispenser pump.
- Robust structure thanks to stainless steel construction.

Sustainability

- Insulated double skin door construction preserves heat inside the tank to lower energy consumption and the noise. Counter-balance mechanism minimizes impact when opening and closing.
- Simple operation control panel.
- Finished in top quality materials to ensure durability.

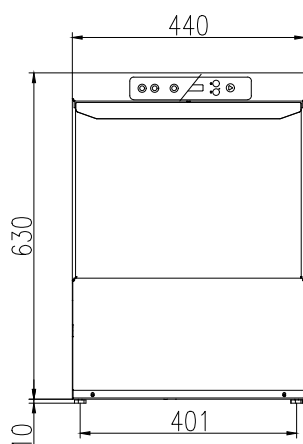
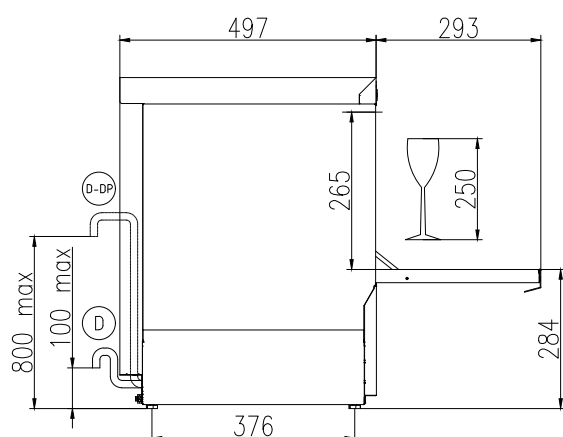
Included Accessories

- 1 of Square basket for glasses, 380x380x150mm PNC 867036
- 1 of Insert for 12 saucers, 290x90x75mm PNC 867048
- 1 of Square cutlery container, 89x113x113mm PNC 867049

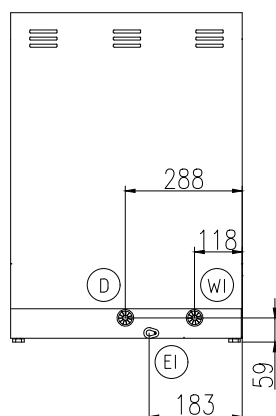
Optional Accessories

- Square basket for glasses, 350x350x150mm PNC 867034 ☐
- Round basket for glasses, diam= 350x160mm PNC 867035 ☐
- Round basket for glasses, diam=380x170mm PNC 867037 ☐
- Kit detergent dispenser for single skin XS and single skin S glasswasher PNC 867072 ☐

APPROVAL: _____

Front

Side


- CW11** = Cold Water inlet 1
 (cleaning)
D = Drain
EI = Electrical inlet (power)
EO = Electrical Outlet
WI = Water inlet
XR = Rinse aid connection

Rear side

Electric

Supply voltage:	220-240 V/1 ph/50 Hz
402277 (ZXS)	
Default Installed Power:	2.7 kW
Boiler heating elements:	2.7 kW
Tank heating elements:	2.4 kW
Wash pump size:	0.2 kW

Water:

Pressure, bar min/max:	2-5 bar
Water supply temperature*:	10-50 °C
Drain line size:	29mm
Washing tank capacity (lt):	ISO 9001; ISO 14001
Water consumption per cycle (lt):	/ 2
Boiler Capacity (lt):	3
Incoming water line size:	3/4"

Key Information:

Baskets per hour (fast*/glasses*/ multipurpose& cups/intensive*/ MyEco):	30 / 0 / / /
Working cycles time (sec.):	120 / / / /
Wash temperature:	60°C
Cell dimensions - width:	390 mm
Cell dimensions - depth:	386 mm
Cell dimensions - height:	265 mm
Rinse temperature:	85 °C
External dimensions, Width:	440 mm
External dimensions, Depth:	497 mm
External dimensions, Height:	640 mm
Net weight:	33.5 kg
Shipping weight:	38 kg
Shipping height:	790 mm
Shipping width:	530 mm
Shipping depth:	590 mm
Shipping volume:	0.25 m³

Sustainability

Noise level:	61 dBA
--------------	--------